











Comune di Alassio - Comunali 2018 - Risultati per sezioni

| SEZIONI ELETTORALI  | sez. 1 |        | sez. 2 |        | sez. 3 |        | sez. 4 |        | sez. 5 |        | sez. 6 |        | sez. 7 |        | sez. 8 |        | sez. 9 |        | sez. 10 |        | sez. 11 |        | totali di lista e candidati |                 |                       |
|---|--------|--------|--------|--------|--------|--------|--------|--------|--------|--------|--------|--------|--------|--------|--------|--------|--------|--------|---------|--------|---------|--------|-----------------------------|-----------------|-----------------------|
|   | voti   | %      | voti   | %      | voti   | %      | voti   | %      | voti   | %      | voti   | %      | voti   | %      | voti   | %      | voti   | %      | voti    | %      | voti    | %      | voti                        | % sul tot. voti | % rispetto alla lista |
|   | 91     | 19,78% | 103    | 19,25% | 142    | 27,63% | 121    | 20,68% | 132    | 22,34% | 114    | 21,07% | 97     | 23,04% | 132    | 21,09% | 147    | 23,67% | 74      | 19,73% | 177     | 24,41% | 1330                        | 22,19%          |                       |
| Vittoria Bergui (foto)  | 10     | 2,17%  | 8      | 1,5%   | 3      | 0,58%  | 3      | 0,51%  | 10     | 1,69%  | 17     | 3,14%  | 3      | 0,71%  | 9      | 1,44%  | 9      | 1,45%  | 8       | 2,13%  | 9       | 1,24%  | 89                          | 1,48%           | 6,69%                 |
| Marco Braghin (foto)  | 2      | 0,43%  | 3      | 0,56%  | 2      | 0,39%  | 13     | 2,22%  | 13     | 2,2%   | 4      | 0,74%  | 7      | 1,66%  | 6      | 0,96%  | 4      | 0,64%  | 0       | 0%     | 3       | 0,41%  | 57                          | 0,95%           | 4,29%                 |
| Michela Bruno (foto)  | 2      | 0,43%  | 1      | 0,19%  | 8      | 1,56%  | 3      | 0,51%  | 3      | 0,51%  | 5      | 0,92%  | 2      | 0,48%  | 6      | 0,96%  | 1      | 0,16%  | 3       | 0,8%   | 1       | 0,14%  | 35                          | 0,58%           | 2,63%                 |
| Gian Luigi Canavese (foto)  | 2      | 0,43%  | 12     | 2,24%  | 2      | 0,39%  | 3      | 0,51%  | 5      | 0,85%  | 10     | 1,85%  | 5      | 1,19%  | 5      | 0,8%   | 8      | 1,29%  | 6       | 1,6%   | 2       | 0,28%  | 60                          | 1%              | 4,51%                 |
| Jan Casella (foto)  | 26     | 5,65%  | 26     | 4,86%  | 42     | 8,17%  | 18     | 3,08%  | 40     | 6,77%  | 34     | 6,28%  | 26     | 6,18%  | 34     | 5,43%  | 64     | 10,31% | 27      | 7,2%   | 110     | 15,17% | 447                         | 7,46%           | 33,61%                |
| Gina Cerati in Amandola (foto)  | 3      | 0,65%  | 7      | 1,31%  | 4      | 0,78%  | 2      | 0,34%  | 7      | 1,18%  | 4      | 0,74%  | 3      | 0,71%  | 2      | 0,32%  | 3      | 0,48%  | 1       | 0,27%  | 3       | 0,41%  | 39                          | 0,65%           | 2,93%                 |
| Roberto Cipriani (foto)   | 1      | 0,22%  | 1      | 0,19%  | 6      | 1,17%  | 0      | 0%     | 8      | 1,35%  | 7      | 1,29%  | 1      | 0,24%  | 5      | 0,8%   | 4      | 0,64%  | 0       | 0%     | 2       | 0,28%  | 35                          | 0,58%           | 2,63%                 |
| Carmela Gallistru in Turbiglio (foto)   | 14     | 3,04%  | 7      | 1,31%  | 3      | 0,58%  | 1      | 0,17%  | 3      | 0,51%  | 4      | 0,74%  | 8      | 1,9%   | 4      | 0,64%  | 5      | 0,81%  | 7       | 1,87%  | 2       | 0,28%  | 58                          | 0,97%           | 4,36%                 |
| Giacomo Gianetti (foto)   | 9      | 1,96%  | 8      | 1,5%   | 11     | 2,14%  | 9      | 1,54%  | 8      | 1,35%  | 9      | 1,66%  | 7      | 1,66%  | 10     | 1,6%   | 8      | 1,29%  | 8       | 2,13%  | 2       | 0,28%  | 89                          | 1,48%           | 6,69%                 |
| Rosanna Iebole in Ansaldi (foto)  | 4      | 0,87%  | 3      | 0,56%  | 12     | 2,33%  | 12     | 2,05%  | 5      | 0,85%  | 9      | 1,66%  | 6      | 1,43%  | 11     | 1,76%  | 9      | 1,45%  | 4       | 1,07%  | 2       | 0,28%  | 77                          | 1,28%           | 5,79%                 |
| Monica Maestri in Arena (foto)  | 3      | 0,65%  | 6      | 1,12%  | 4      | 0,78%  | 5      | 0,85%  | 9      | 1,52%  | 6      | 1,11%  | 5      | 1,19%  | 12     | 1,92%  | 12     | 1,93%  | 3       | 0,8%   | 5       | 0,69%  | 70                          | 1,17%           | 5,26%                 |
| Caterina Maggi (foto)   | 6      | 1,3%   | 12     | 2,24%  | 32     | 6,23%  | 22     | 3,76%  | 24     | 4,06%  | 8      | 1,48%  | 18     | 4,28%  | 23     | 3,67%  | 16     | 2,58%  | 11      | 2,93%  | 6       | 0,83%  | 178                         | 2,97%           | 13,38%                |
| Noemi Montin (foto)   | 7      | 1,52%  | 3      | 0,56%  | 16     | 3,11%  | 3      | 0,51%  | 2      | 0,34%  | 6      | 1,11%  | 8      | 1,9%   | 8      | 1,28%  | 10     | 1,61%  | 3       | 0,8%   | 58      | 8%     | 124                         | 2,07%           | 9,32%                 |
| Franco Polli (foto)   | 17     | 3,7%   | 3      | 0,56%  | 18     | 3,5%   | 15     | 2,56%  | 22     | 3,72%  | 17     | 3,14%  | 9      | 2,14%  | 14     | 2,24%  | 6      | 0,97%  | 9       | 2,4%   | 7       | 0,97%  | 137                         | 2,29%           | 10,3%                 |
| Elenca Vasco (foto)   | 1      | 0,22%  | 1      | 0,19%  | 5      | 0,97%  | 4      | 0,68%  | 4      | 0,68%  | 7      | 1,29%  | 2      | 0,48%  | 2      | 0,32%  | 3      | 0,48%  | 4       | 1,07%  | 10      | 1,38%  | 43                          | 0,72%           | 3,23%                 |
| Claudio Zerbone (foto)  | 1      | 0,22%  | 4      | 0,75%  | 5      | 0,97%  | 2      | 0,34%  | 1      | 0,17%  | 3      | 0,55%  | 6      | 1,43%  | 20     | 3,19%  | 9      | 1,45%  | 6       | 1,6%   | 5       | 0,69%  | 62                          | 1,03%           | 4,66%                 |

| SEZIONI ELETTORALI  | sez. 1 |       | sez. 2 |       | sez. 3 |       | sez. 4 |       | sez. 5 |       | sez. 6 |       | sez. 7 |       | sez. 8 |       | sez. 9 |       | sez. 10 |       | sez. 11 |       | totali di lista e candidati |                 |                       |
|---|--------|-------|--------|-------|--------|-------|--------|-------|--------|-------|--------|-------|--------|-------|--------|-------|--------|-------|---------|-------|---------|-------|-----------------------------|-----------------|-----------------------|
|   | voti   | %     | voti   | %     | voti   | %     | voti   | %     | voti   | %     | voti   | %     | voti   | %     | voti   | %     | voti   | %     | voti    | %     | voti    | %     | voti                        | % sul tot. voti | % rispetto alla lista |
|   | 5      | 1,09% | 5      | 0,93% | 13     | 2,53% | 21     | 3,59% | 22     | 3,72% | 29     | 5,36% | 7      | 1,66% | 24     | 3,83% | 20     | 3,22% | 6       | 1,6%  | 31      | 4,28% | 183                         | 3,05%           |                       |
| Mauro Basiglio (foto)   | 3      | 0,65% | 1      | 0,19% | 0      | 0%    | 0      | 0%    | 1      | 0,17% | 1      | 0,18% | 0      | 0%    | 1      | 0,16% | 3      | 0,48% | 0       | 0%    | 0       | 0%    | 10                          | 0,17%           | 5,46%                 |
| Silvia Berrino (foto)   | 0      | 0%    | 1      | 0,19% | 1      | 0,19% | 0      | 0%    | 1      | 0,17% | 1      | 0,18% | 1      | 0,24% | 7      | 1,12% | 0      | 0%    | 1       | 0,27% | 2       | 0,28% | 15                          | 0,25%           | 8,2%                  |
| Rosario Bianco (foto)   | 0      | 0%    | 0      | 0%    | 0      | 0%    | 0      | 0%    | 0      | 0%    | 3      | 0,55% | 0      | 0%    | 0      | 0%    | 0      | 0%    | 0       | 0%    | 0       | 0%    | 3                           | 0,05%           | 1,64%                 |
| Alberto Briatore (foto)   | 1      | 0,22% | 0      | 0%    | 1      | 0,19% | 6      | 1,03% | 0      | 0%    | 1      | 0,18% | 0      | 0%    | 0      | 0%    | 2      | 0,32% | 0       | 0%    | 1       | 0,14% | 12                          | 0,2%            | 6,56%                 |
| Claudio Cardi (foto)  | 0      | 0%    | 1      | 0,19% | 1      | 0,19% | 0      | 0%    | 0      | 0%    | 1      | 0,18% | 0      | 0%    | 1      | 0,16% | 0      | 0%    | 0       | 0%    | 5       | 0,69% | 9                           | 0,15%           | 4,92%                 |
| Camilla Chelotti (foto)   | 2      | 0,43% | 0      | 0%    | 0      | 0%    | 0      | 0%    | 2      | 0,34% | 1      | 0,18% | 0      | 0%    | 2      | 0,32% | 0      | 0%    | 0       | 0%    | 0       | 0%    | 7                           | 0,12%           | 3,83%                 |
| Caterina Damonte (foto)   | 1      | 0,22% | 0      | 0%    | 4      | 0,78% | 0      | 0%    | 13     | 2,2%  | 4      | 0,74% | 0      | 0%    | 0      | 0%    | 2      | 0,32% | 1       | 0,27% | 3       | 0,41% | 28                          | 0,47%           | 15,3%                 |
| Marina Merello (foto)   | 0      | 0%    | 0      | 0%    | 0      | 0%    | 5      | 0,85% | 0      | 0%    | 0      | 0%    | 0      | 0%    | 0      | 0%    | 1      | 0,16% | 0       | 0%    | 1       | 0,14% | 7                           | 0,12%           | 3,83%                 |
| Matteo Miniaci (foto)   | 0      | 0%    | 0      | 0%    | 1      | 0,19% | 0      | 0%    | 4      | 0,68% | 0      | 0%    | 1      | 0,24% | 2      | 0,32% | 2      | 0,32% | 2       | 0,53% | 5       | 0,69% | 17                          | 0,28%           | 9,29%                 |
| Mauro Olivieri (foto)   | 0      | 0%    | 1      | 0,19% | 1      | 0,19% | 3      | 0,51% | 10     | 1,69% | 4      | 0,74% | 1      | 0,24% | 3      | 0,48% | 2      | 0,32% | 0       | 0%    | 3       | 0,41% | 28                          | 0,47%           | 15,3%                 |
| Manuela Pacifico (foto)   | 1      | 0,22% | 0      | 0%    | 0      | 0%    | 2      | 0,34% | 0      | 0%    | 2      | 0,37% | 0      | 0%    | 0      | 0%    | 0      | 0%    | 0       | 0%    | 0       | 0%    | 5                           | 0,08%           | 2,73%                 |
| Paola Teresa Panzetti (foto)  | 0      | 0%    | 0      | 0%    | 2      | 0,39% | 0      | 0%    | 0      | 0%    | 2      | 0,37% | 1      | 0,24% | 0      | 0%    | 0      | 0%    | 0       | 0%    | 6       | 0,83% | 11                          | 0,18%           | 6,01%                 |
| Alessandro Peisino (foto)   | 0      | 0%    | 0      | 0%    | 0      | 0%    | 0      | 0%    | 0      | 0%    | 0      | 0%    | 0      | 0%    | 2      | 0,32% | 0      | 0%    | 0       | 0%    | 0       | 0%    | 2                           | 0,03%           | 1,09%                 |
| Giovanna Pelle (foto)   | 0      | 0%    | 0      | 0%    | 1      | 0,19% | 0      | 0%    | 0      | 0%    | 3      | 0,55% | 1      | 0,24% | 1      | 0,16% | 1      | 0,16% | 0       | 0%    | 0       | 0%    | 7                           | 0,12%           | 3,83%                 |
| Monica Sandri (foto)  | 0      | 0%    | 0      | 0%    | 0      | 0%    | 0      | 0%    | 2      | 0,34% | 6      | 1,11% | 1      | 0,24% | 0      | 0%    | 0      | 0%    | 0       | 0%    | 1       | 0,14% | 10                          | 0,17%           | 5,46%                 |
| Annunziata Santoro (foto)   | 0      | 0%    | 0      | 0%    | 0      | 0%    | 0      | 0%    | 0      | 0%    | 1      | 0,18% | 0      | 0%    | 0      | 0%    | 0      | 0%    | 0       | 0%    | 0       | 0%    | 1                           | 0,02%           | 0,55%                 |

| SEZIONI ELETTORALI  | sez. 1 |        | sez. 2 |        | sez. 3 |        | sez. 4 |        | sez. 5 |        | sez. 6 |       | sez. 7 |        | sez. 8 |        | sez. 9 |        | sez. 10 |       | sez. 11 |        | totali di lista e candidati |        |        |                 |
|---|--------|--------|--------|--------|--------|--------|--------|--------|--------|--------|--------|-------|--------|--------|--------|--------|--------|--------|---------|-------|---------|--------|-----------------------------|--------|--------|-----------------|
|   | voti   | %      | voti   | %      | voti   | %      | voti   | %      | voti   | %      | voti   | %     | voti   | %      | voti   | %      | voti   | %      | voti    | %     | voti    | %      | voti                        | %      | voti   | % sul tot. voti |
|   | 156    | 33,91% | 172    | 32,15% | 163    | 31,71% | 180    | 30,77% | 178    | 30,12% | 152    | 28,1% | 182    | 43,23% | 264    | 42,17% | 206    | 33,17% | 129     | 34,4% | 213     | 29,38% | 1995                        | 33,28% |        |                 |
| Sandra Aicardi detta Alessandra (foto)  | 11     | 2,39%  | 8      | 1,5%   | 3      | 0,58%  | 28     | 4,79%  | 10     | 1,69%  | 15     | 2,77% | 20     | 4,75%  | 16     | 2,56%  | 12     | 1,93%  | 6       | 1,6%  | 11      | 1,52%  | 140                         | 2,34%  | 7,02%  |                 |
| Giovanni Banchio detto Nanni (foto)   | 4      | 0,87%  | 3      | 0,56%  | 10     | 1,95%  | 5      | 0,85%  | 2      | 0,34%  | 1      | 0,18% | 0      | 0%     | 6      | 0,96%  | 3      | 0,48%  | 1       | 0,27% | 4       | 0,55%  | 39                          | 0,65%  | 1,95%  |                 |
| Giacomo Battaglia (foto)  | 15     | 3,26%  | 14     | 2,62%  | 12     | 2,33%  | 11     | 1,88%  | 8      | 1,35%  | 3      | 0,55% | 13     | 3,09%  | 13     | 2,08%  | 11     | 1,77%  | 12      | 3,2%  | 19      | 2,62%  | 131                         | 2,19%  | 6,57%  |                 |
| Viviana Cardì (foto)  | 4      | 0,87%  | 5      | 0,93%  | 1      | 0,19%  | 1      | 0,17%  | 2      | 0,34%  | 3      | 0,55% | 3      | 0,71%  | 2      | 0,32%  | 6      | 0,97%  | 8       | 2,13% | 7       | 0,97%  | 42                          | 0,7%   | 2,11%  |                 |
| Paola Cassarino (foto)  | 16     | 3,48%  | 14     | 2,62%  | 8      | 1,56%  | 5      | 0,85%  | 8      | 1,35%  | 6      | 1,11% | 13     | 3,09%  | 7      | 1,12%  | 10     | 1,61%  | 2       | 0,53% | 21      | 2,9%   | 110                         | 1,84%  | 5,51%  |                 |
| Igor Colombi (foto)   | 2      | 0,43%  | 0      | 0%     | 2      | 0,39%  | 2      | 0,34%  | 4      | 0,68%  | 1      | 0,18% | 2      | 0,48%  | 7      | 1,12%  | 7      | 1,13%  | 2       | 0,53% | 9       | 1,24%  | 38                          | 0,63%  | 1,9%   |                 |
| Angelo Galtieri (foto)  | 18     | 3,91%  | 19     | 3,55%  | 23     | 4,47%  | 35     | 5,98%  | 30     | 5,08%  | 30     | 5,55% | 52     | 12,35% | 50     | 7,99%  | 49     | 7,89%  | 12      | 3,2%  | 30      | 4,14%  | 348                         | 5,81%  | 17,44% |                 |
| Franca Giannotta (foto)   | 4      | 0,87%  | 3      | 0,56%  | 18     | 3,5%   | 10     | 1,71%  | 19     | 3,21%  | 16     | 2,96% | 19     | 4,51%  | 31     | 4,95%  | 18     | 2,9%   | 16      | 4,27% | 24      | 3,31%  | 178                         | 2,97%  | 8,92%  |                 |
| Rocco Invernizzi (foto)   | 27     | 5,87%  | 42     | 7,85%  | 20     | 3,89%  | 23     | 3,93%  | 15     | 2,54%  | 15     | 2,77% | 21     | 4,99%  | 25     | 3,99%  | 25     | 4,03%  | 15      | 4%    | 35      | 4,83%  | 263                         | 4,39%  | 13,18% |                 |
| Fabio Macheda (foto)  | 9      | 1,96%  | 23     | 4,3%   | 16     | 3,11%  | 18     | 3,08%  | 11     | 1,86%  | 12     | 2,22% | 7      | 1,66%  | 24     | 3,83%  | 17     | 2,74%  | 13      | 3,47% | 18      | 2,48%  | 168                         | 2,8%   | 8,42%  |                 |
| Patrizia Mordente (foto)  | 4      | 0,87%  | 11     | 2,06%  | 9      | 1,75%  | 17     | 2,91%  | 10     | 1,69%  | 6      | 1,11% | 11     | 2,61%  | 22     | 3,51%  | 16     | 2,58%  | 5       | 1,33% | 16      | 2,21%  | 127                         | 2,12%  | 6,37%  |                 |
| Massimo Parodi (foto)   | 7      | 1,52%  | 8      | 1,5%   | 17     | 3,31%  | 7      | 1,2%   | 8      | 1,35%  | 7      | 1,29% | 11     | 2,61%  | 28     | 4,47%  | 9      | 1,45%  | 10      | 2,67% | 10      | 1,38%  | 122                         | 2,04%  | 6,12%  |                 |
| Cinzia Salerno Bonassin (foto)  | 8      | 1,74%  | 3      | 0,56%  | 2      | 0,39%  | 3      | 0,51%  | 6      | 1,02%  | 4      | 0,74% | 6      | 1,43%  | 18     | 2,88%  | 8      | 1,29%  | 3       | 0,8%  | 2       | 0,28%  | 63                          | 1,05%  | 3,16%  |                 |
| Francesca Schivo (foto)   | 10     | 2,17%  | 14     | 2,62%  | 16     | 3,11%  | 5      | 0,85%  | 5      | 0,85%  | 9      | 1,66% | 9      | 2,14%  | 6      | 0,96%  | 13     | 2,09%  | 5       | 1,33% | 8       | 1,1%   | 100                         | 1,67%  | 5,01%  |                 |
| Marco Zanardi (foto)  | 4      | 0,87%  | 6      | 1,12%  | 4      | 0,78%  | 2      | 0,34%  | 5      | 0,85%  | 3      | 0,55% | 7      | 1,66%  | 6      | 0,96%  | 10     | 1,61%  | 5       | 1,33% | 7       | 0,97%  | 59                          | 0,98%  | 2,96%  |                 |
| Roberta Zucchinetti (foto)  | 5      | 1,09%  | 9      | 1,68%  | 9      | 1,75%  | 9      | 1,54%  | 8      | 1,35%  | 4      | 0,74% | 14     | 3,33%  | 10     | 1,6%   | 11     | 1,77%  | 8       | 2,13% | 9       | 1,24%  | 96                          | 1,6%   | 4,81%  |                 |

| SEZIONI ELETTORALI  | sez. 1 |       | sez. 2 |        | sez. 3 |        | sez. 4 |        | sez. 5 |        | sez. 6 |        | sez. 7 |        | sez. 8 |       | sez. 9 |       | sez. 10 |        | sez. 11 |        | totali di lista e candidati |        |        |                 |
|---|--------|-------|--------|--------|--------|--------|--------|--------|--------|--------|--------|--------|--------|--------|--------|-------|--------|-------|---------|--------|---------|--------|-----------------------------|--------|--------|-----------------|
|   | voti   | %     | voti   | %      | voti   | %      | voti   | %      | voti   | %      | voti   | %      | voti   | %      | voti   | %     | voti   | %     | voti    | %      | voti    | %      | voti                        | %      | voti   | % sul tot. voti |
|   | 155    | 33,7% | 189    | 35,33% | 130    | 25,29% | 163    | 27,86% | 167    | 28,26% | 173    | 31,98% | 76     | 18,05% | 139    | 22,2% | 172    | 27,7% | 104     | 27,73% | 225     | 31,03% | 1693                        | 28,24% |        |                 |
| Beatrice Bertolino (foto)   | 3      | 0,65% | 5      | 0,93%  | 3      | 0,58%  | 4      | 0,68%  | 5      | 0,85%  | 4      | 0,74%  | 2      | 0,48%  | 8      | 1,28% | 11     | 1,77% | 1       | 0,27%  | 4       | 0,55%  | 50                          | 0,83%  | 2,95%  |                 |
| Simona Cassullo in Filippi (foto)   | 6      | 1,3%  | 6      | 1,12%  | 8      | 1,56%  | 1      | 0,17%  | 5      | 0,85%  | 12     | 2,22%  | 2      | 0,48%  | 3      | 0,48% | 5      | 0,81% | 7       | 1,87%  | 16      | 2,21%  | 71                          | 1,18%  | 4,19%  |                 |
| Paolo Caviglia (foto)   | 8      | 1,74% | 19     | 3,55%  | 6      | 1,17%  | 5      | 0,85%  | 5      | 0,85%  | 6      | 1,11%  | 4      | 0,95%  | 6      | 0,96% | 12     | 1,93% | 7       | 1,87%  | 14      | 1,93%  | 92                          | 1,53%  | 5,43%  |                 |
| Andrea Gervasoni (foto)   | 7      | 1,52% | 4      | 0,75%  | 3      | 0,58%  | 3      | 0,51%  | 3      | 0,51%  | 6      | 1,11%  | 0      | 0%     | 5      | 0,8%  | 8      | 1,29% | 8       | 2,13%  | 7       | 0,97%  | 54                          | 0,9%   | 3,19%  |                 |
| Lucia Leone (foto)  | 22     | 4,78% | 44     | 8,22%  | 27     | 5,25%  | 27     | 4,62%  | 25     | 4,23%  | 24     | 4,44%  | 16     | 3,8%   | 27     | 4,31% | 28     | 4,51% | 34      | 9,07%  | 31      | 4,28%  | 305                         | 5,09%  | 18,02% |                 |
| Stefania Nicolaia Maffiola (foto)   | 1      | 0,22% | 5      | 0,93%  | 6      | 1,17%  | 7      | 1,2%   | 13     | 2,2%   | 17     | 3,14%  | 4      | 0,95%  | 6      | 0,96% | 6      | 0,97% | 4       | 1,07%  | 4       | 0,55%  | 73                          | 1,22%  | 4,31%  |                 |
| Patrizia Nattero (foto)   | 8      | 1,74% | 7      | 1,31%  | 3      | 0,58%  | 9      | 1,54%  | 8      | 1,35%  | 6      | 1,11%  | 6      | 1,43%  | 13     | 2,08% | 6      | 0,97% | 3       | 0,8%   | 9       | 1,24%  | 78                          | 1,3%   | 4,61%  |                 |
| Piera Olivieri detta Piera (foto)   | 10     | 2,17% | 8      | 1,5%   | 7      | 1,36%  | 10     | 1,71%  | 17     | 2,88%  | 9      | 1,66%  | 9      | 2,14%  | 9      | 1,44% | 7      | 1,13% | 4       | 1,07%  | 12      | 1,66%  | 102                         | 1,7%   | 6,02%  |                 |
| Alfredo Peudet detto Peo (foto)   | 4      | 0,87% | 2      | 0,37%  | 6      | 1,17%  | 18     | 3,08%  | 5      | 0,85%  | 0      | 0%     | 1      | 0,24%  | 1      | 0,16% | 3      | 0,48% | 1       | 0,27%  | 0       | 0%     | 41                          | 0,68%  | 2,42%  |                 |
| Piero Rocca (foto)  | 13     | 2,83% | 39     | 7,29%  | 6      | 1,17%  | 5      | 0,85%  | 13     | 2,2%   | 11     | 2,03%  | 1      | 0,24%  | 11     | 1,76% | 12     | 1,93% | 7       | 1,87%  | 7       | 0,97%  | 125                         | 2,09%  | 7,38%  |                 |
| Simone Rossi (foto)   | 12     | 2,61% | 28     | 5,23%  | 15     | 2,92%  | 20     | 3,42%  | 32     | 5,41%  | 29     | 5,36%  | 8      | 1,9%   | 24     | 3,83% | 19     | 3,06% | 13      | 3,47%  | 119     | 16,41% | 319                         | 5,32%  | 18,84% |                 |
| Fulvia Ruggeri (foto)   | 23     | 5%    | 15     | 2,8%   | 16     | 3,11%  | 27     | 4,62%  | 16     | 2,71%  | 33     | 6,1%   | 3      | 0,71%  | 15     | 2,4%  | 21     | 3,38% | 13      | 3,47%  | 26      | 3,59%  | 208                         | 3,47%  | 12,29% |                 |
| Vittorio Semini (foto)  | 13     | 2,83% | 6      | 1,12%  | 12     | 2,33%  | 2      | 0,34%  | 6      | 1,02%  | 4      | 0,74%  | 7      | 1,66%  | 7      | 1,12% | 20     | 3,22% | 6       | 1,6%   | 13      | 1,79%  | 96                          | 1,6%   | 5,67%  |                 |
| Cesare Signoris (foto)  | 4      | 0,87% | 2      | 0,37%  | 3      | 0,58%  | 3      | 0,51%  | 4      | 0,68%  | 5      | 0,92%  | 2      | 0,48%  | 4      | 0,64% | 2      | 0,32% | 15      | 4%     | 3       | 0,41%  | 47                          | 0,78%  | 2,78%  |                 |
| Paolo Stalla (foto)   | 10     | 2,17% | 9      | 1,68%  | 9      | 1,75%  | 8      | 1,37%  | 13     | 2,2%   | 7      | 1,29%  | 2      | 0,48%  | 3      | 0,48% | 5      | 0,81% | 11      | 2,93%  | 6       | 0,83%  | 83                          | 1,38%  | 4,9%   |                 |
| Angelo Vinai (foto)   | 11     | 2,39% | 10     | 1,87%  | 10     | 1,95%  | 37     | 6,32%  | 26     | 4,4%   | 42     | 7,76%  | 7      | 1,66%  | 25     | 3,99% | 25     | 4,03% | 9       | 2,4%   | 16      | 2,21%  | 218                         | 3,64%  | 12,88% |                 |

| SEZIONI ELETTORALI  | sez. 1 |        | sez. 2 |        | sez. 3 |        | sez. 4 |        | sez. 5 |        | sez. 6 |        | sez. 7 |        | sez. 8 |       | sez. 9 |        | sez. 10 |        | sez. 11 |       | totali di lista e candidati |                 |                       |
|---|--------|--------|--------|--------|--------|--------|--------|--------|--------|--------|--------|--------|--------|--------|--------|-------|--------|--------|---------|--------|---------|-------|-----------------------------|-----------------|-----------------------|
|   | voti   | %      | voti   | %      | voti   | %      | voti   | %      | voti   | %      | voti   | %      | voti   | %      | voti   | %     | voti   | %      | voti    | %      | voti    | %     | voti                        | % sul tot. voti | % rispetto alla lista |
|   | 53     | 11,52% | 66     | 12,34% | 66     | 12,84% | 100    | 17,09% | 92     | 15,57% | 73     | 13,49% | 59     | 14,01% | 67     | 10,7% | 76     | 12,24% | 62      | 16,53% | 79      | 10,9% | 793                         | 13,23%          |                       |
| Claudio Sivalli (foto)  | 2      | 0,43%  | 1      | 0,19%  | 2      | 0,39%  | 5      | 0,85%  | 17     | 2,88%  | 3      | 0,55%  | 5      | 1,19%  | 6      | 0,96% | 5      | 0,81%  | 4       | 1,07%  | 5       | 0,69% | 55                          | 0,92%           | 6,94%                 |
| Marta Laguardia (foto)  | 10     | 2,17%  | 4      | 0,75%  | 8      | 1,56%  | 9      | 1,54%  | 7      | 1,18%  | 21     | 3,88%  | 4      | 0,95%  | 9      | 1,44% | 6      | 0,97%  | 4       | 1,07%  | 7       | 0,97% | 89                          | 1,48%           | 11,22%                |
| Martino Schivo (foto)   | 22     | 4,78%  | 13     | 2,43%  | 13     | 2,53%  | 9      | 1,54%  | 6      | 1,02%  | 4      | 0,74%  | 4      | 0,95%  | 11     | 1,76% | 11     | 1,77%  | 7       | 1,87%  | 9       | 1,24% | 109                         | 1,82%           | 13,75%                |
| Alessandra Braida (foto)  | 0      | 0%     | 3      | 0,56%  | 3      | 0,58%  | 6      | 1,03%  | 7      | 1,18%  | 5      | 0,92%  | 2      | 0,48%  | 8      | 1,28% | 3      | 0,48%  | 8       | 2,13%  | 4       | 0,55% | 49                          | 0,82%           | 6,18%                 |
| Giuseppe Vena (foto)  | 3      | 0,65%  | 8      | 1,5%   | 2      | 0,39%  | 2      | 0,34%  | 1      | 0,17%  | 9      | 1,66%  | 4      | 0,95%  | 3      | 0,48% | 9      | 1,45%  | 1       | 0,27%  | 8       | 1,1%  | 50                          | 0,83%           | 6,31%                 |
| Mariacristina Boeri (foto)  | 4      | 0,87%  | 5      | 0,93%  | 6      | 1,17%  | 4      | 0,68%  | 12     | 2,03%  | 4      | 0,74%  | 9      | 2,14%  | 1      | 0,16% | 8      | 1,29%  | 1       | 0,27%  | 6       | 0,83% | 60                          | 1%              | 7,57%                 |
| Roberto Barbero (foto)  | 1      | 0,22%  | 3      | 0,56%  | 1      | 0,19%  | 3      | 0,51%  | 6      | 1,02%  | 2      | 0,37%  | 3      | 0,71%  | 8      | 1,28% | 4      | 0,64%  | 3       | 0,8%   | 4       | 0,55% | 38                          | 0,63%           | 4,79%                 |
| Maria Vittoria Ienca detta Chicca (foto)  | 1      | 0,22%  | 6      | 1,12%  | 11     | 2,14%  | 10     | 1,71%  | 3      | 0,51%  | 7      | 1,29%  | 10     | 2,38%  | 2      | 0,32% | 10     | 1,61%  | 4       | 1,07%  | 6       | 0,83% | 70                          | 1,17%           | 8,83%                 |
| Marco Bertolino (foto)  | 7      | 1,52%  | 1      | 0,19%  | 5      | 0,97%  | 9      | 1,54%  | 4      | 0,68%  | 8      | 1,48%  | 6      | 1,43%  | 4      | 0,64% | 5      | 0,81%  | 2       | 0,53%  | 6       | 0,83% | 57                          | 0,95%           | 7,19%                 |
| Patrizia Angelini (foto)  | 1      | 0,22%  | 0      | 0%     | 3      | 0,58%  | 12     | 2,05%  | 3      | 0,51%  | 1      | 0,18%  | 1      | 0,24%  | 5      | 0,8%  | 7      | 1,13%  | 4       | 1,07%  | 1       | 0,14% | 38                          | 0,63%           | 4,79%                 |
| Davide Boccone (foto)   | 1      | 0,22%  | 1      | 0,19%  | 6      | 1,17%  | 3      | 0,51%  | 2      | 0,34%  | 1      | 0,18%  | 3      | 0,71%  | 0      | 0%    | 5      | 0,81%  | 26      | 6,93%  | 3       | 0,41% | 51                          | 0,85%           | 6,43%                 |
| Laura Raiteri (foto)  | 0      | 0%     | 6      | 1,12%  | 1      | 0,19%  | 3      | 0,51%  | 1      | 0,17%  | 0      | 0%     | 1      | 0,24%  | 1      | 0,16% | 0      | 0%     | 10      | 2,67%  | 8       | 1,1%  | 31                          | 0,52%           | 3,91%                 |
| Marco Noceti (foto)   | 2      | 0,43%  | 1      | 0,19%  | 2      | 0,39%  | 2      | 0,34%  | 5      | 0,85%  | 6      | 1,11%  | 0      | 0%     | 0      | 0%    | 1      | 0,16%  | 0       | 0%     | 1       | 0,14% | 20                          | 0,33%           | 2,52%                 |
| Corrado Barbero detto Dino (foto)   | 0      | 0%     | 1      | 0,19%  | 1      | 0,19%  | 4      | 0,68%  | 5      | 0,85%  | 2      | 0,37%  | 1      | 0,24%  | 1      | 0,16% | 2      | 0,32%  | 0       | 0%     | 0       | 0%    | 17                          | 0,28%           | 2,14%                 |
| Mauro Vico (foto)   | 0      | 0%     | 3      | 0,56%  | 7      | 1,36%  | 11     | 1,88%  | 3      | 0,51%  | 4      | 0,74%  | 5      | 1,19%  | 3      | 0,48% | 5      | 0,81%  | 0       | 0%     | 2       | 0,28% | 43                          | 0,72%           | 5,42%                 |
| Francesca Posati (foto)   | 0      | 0%     | 0      | 0%     | 1      | 0,19%  | 0      | 0%     | 0      | 0%     | 1      | 0,18%  | 4      | 0,95%  | 0      | 0%    | 0      | 0%     | 0       | 0%     | 2       | 0,28% | 8                           | 0,13%           | 1,01%                 |

| SEZIONI ELETTORALI  | sez. 1     |              | sez. 2     |              | sez. 3     |              | sez. 4     |              | sez. 5     |              | sez. 6     |              | sez. 7     |              | sez. 8     |               | sez. 9     |               | sez. 10    |              | sez. 11    |              |
|---|------------|--------------|------------|--------------|------------|--------------|------------|--------------|------------|--------------|------------|--------------|------------|--------------|------------|---------------|------------|---------------|------------|--------------|------------|--------------|
|   | voti       | %            | voti       | %            | voti       | %            | voti       | %            | voti       | %            | voti       | %            | voti       | %            | voti       | %             | voti       | %             | voti       | %            | voti       | %            |
| <b>totale dei voti validi per sezione e % di peso di ogni sezione</b> | <b>460</b> | <b>7,67%</b> | <b>535</b> | <b>8,93%</b> | <b>514</b> | <b>8,58%</b> | <b>585</b> | <b>9,76%</b> | <b>591</b> | <b>9,86%</b> | <b>541</b> | <b>9,03%</b> | <b>421</b> | <b>7,02%</b> | <b>626</b> | <b>10,44%</b> | <b>621</b> | <b>10,36%</b> | <b>375</b> | <b>6,26%</b> | <b>725</b> | <b>12,1%</b> |

| SEZIONI ELETTORALI | diritto al voto |             |             | votanti     |             |             | schede bianche |  | schede nulle |  | voti contestati e non assegnati |  |  |
|--------------------|-----------------|-------------|-------------|-------------|-------------|-------------|----------------|--|--------------|--|---------------------------------|--|--|
|                    | uomini          | donne       | totale      | uomini      | donne       | totale      |                |  |              |  |                                 |  |  |
| sez. 1             | 605             | 666         | 1271        | 219         | 247         | 466         | 1              |  | 5            |  | 0                               |  |  |
| sez. 2             | 381             | 401         | 782         | 270         | 277         | 547         | 1              |  | 11           |  | 0                               |  |  |
| sez. 3             | 360             | 417         | 777         | 237         | 282         | 519         | 3              |  | 2            |  | 0                               |  |  |
| sez. 4             | 398             | 478         | 876         | 263         | 330         | 593         | 1              |  | 7            |  | 0                               |  |  |
| sez. 5             | 415             | 490         | 905         | 278         | 319         | 597         | 2              |  | 4            |  | 0                               |  |  |
| sez. 6             | 353             | 484         | 837         | 236         | 314         | 550         | 0              |  | 9            |  | 0                               |  |  |
| sez. 7             | 343             | 412         | 755         | 194         | 236         | 430         | 2              |  | 7            |  | 0                               |  |  |
| sez. 8             | 432             | 548         | 980         | 281         | 357         | 638         | 2              |  | 10           |  | 0                               |  |  |
| sez. 9             | 435             | 454         | 889         | 306         | 319         | 625         | 2              |  | 2            |  | 0                               |  |  |
| sez. 10            | 266             | 302         | 568         | 177         | 205         | 382         | 2              |  | 5            |  | 0                               |  |  |
| sez. 11            | 514             | 531         | 1045        | 362         | 368         | 730         | 1              |  | 4            |  | 0                               |  |  |
| <b>totale</b>      | <b>4502</b>     | <b>5183</b> | <b>9685</b> | <b>2823</b> | <b>3254</b> | <b>6077</b> | <b>17</b>      |  | <b>66</b>    |  | <b>0</b>                        |  |  |